



Stainless Steel Grey and Black TPR Wheel and Caster- ASE-S125-138SQ-TLB



Light / Medium Duty

This product supports individual weight capacities of 250 lbs. They function well in day to day use and general-purpose applications. TPR products include a wide range of light/medium duty casters in zinc and stainless steel. The TPR product line also includes our Precision Raceway line of medium duty casters that utilize a precision bearing raceway in the swivel. These very specialized casters are guaranteed to increase performance and reduce noise in any application.

Features





Design TPR
Capacity Up to 250 lbs.
Mounting Plate Size Square expander

Application

Material Handling Janitorial equipment
Carts Bakery carts
Dollies
Bakery equipment

Call us on the different types of applications.



 Wheel Diameter	 Wheel Width	 Capacity	 Wheel Type
5"	1-1/4"	250	Grey and Black-TPR



Square Applicator Sizes

- 3/4" Sq. tube
- 1" Sq. tube
- 1-1/8" Sq. tube
- 1-3/8" Sq. tube