



Polyurethane on Cast Iron- ASEW-9580-01-PCI-TLB-PSL



Heavy Duty Casters

Single ball bearing, precision machined, hardened & heat treated, "Kingpinless style sealed raceway." (3.43" diameter raceway with 1/2" ball bearings)
Top plate and yoke assembly: AISI 1045 drop forged steel. Legs are formed from 23/64" forged steel and are double welded for strength. Eliminates problems associated with kingpin failure- Corrosion-resistant zinc plated finish 3/4" diameter axle bolt with lock nut. Zerk grease fitting in axle & raceway

Features

Raceway Design	Kingpinless single ball bearing precision machined raceway. 3.43" diameter raceway with 1/2" ball bearings
Capacity	Up to 2500 lbs.
Mounting Plate Size	7-1/4" X 5-9/32"
Bolt Hole Spacing	3-38" X 5-1/4" Slotted to 4-1/8" X 6-1/8"
Mounting Bolt Diameter	1/2"
Application	






Extra heavy material handling carts

Heavy mobile machinery and equipment

Extra heavy warehouse and manufacturing plant applications

Easy roll over cracks, uneven floors, and tarmacs



 Wheel Diameter	 Wheel Width	 Capacity	 Wheel Type	 Overall Height
6"	3"	2000	Polyurethane on Cast Iron	7-3/4"
8"	3"	2500	Polyurethane on Cast Iron	10-1/8"

Call and ask about additional wheel sizes and capacity.