



45 Series- 45-PNB-04228 – Glass Filled Nylon Caster



Medium/ Heavy Duty Casters

Special fiberglass infused nylon withstands heavy loads. The Glass Filled Nylon wheel is very ergonomic, rolls and swivels easily. Will not absorb water, resists solvents and chemicals.







Features

Capacity	Up to 1400 lbs.
Leg Thickness	1/4"
Mounting Plate Size	4-1/2" x 6-1/2" x 1/4"
Bolt Hole Spacing	2-7/16" x 4-15/16" slotted to 3-3/8" x 5-1/4"
Mounting Bolt Diameter	1/2"

Application

Aerospace	Hand Trucks
Automotive	Heavy Machinery
Bakery Equipment	Industrial
Carts	Laboratory
Dollies	Manufacturing
Food Service Equipment	Medical Equipment



 Wheel Diameter	 Wheel Width	 Capacity	 Wheel Type	 Overall Height	 Swivel Radius
4"	2"	800	Glass Filled Nylon	5-5/8"	3-5/8"
5"	2"	1000	Glass Filled Nylon	6-11/16"	4-1/4"
6"	2"	1200	Glass Filled Nylon	7-11/16"	4-5/8"
8"	2"	1400	Glass Filled Nylon	9-3/4"	5-3/4"